



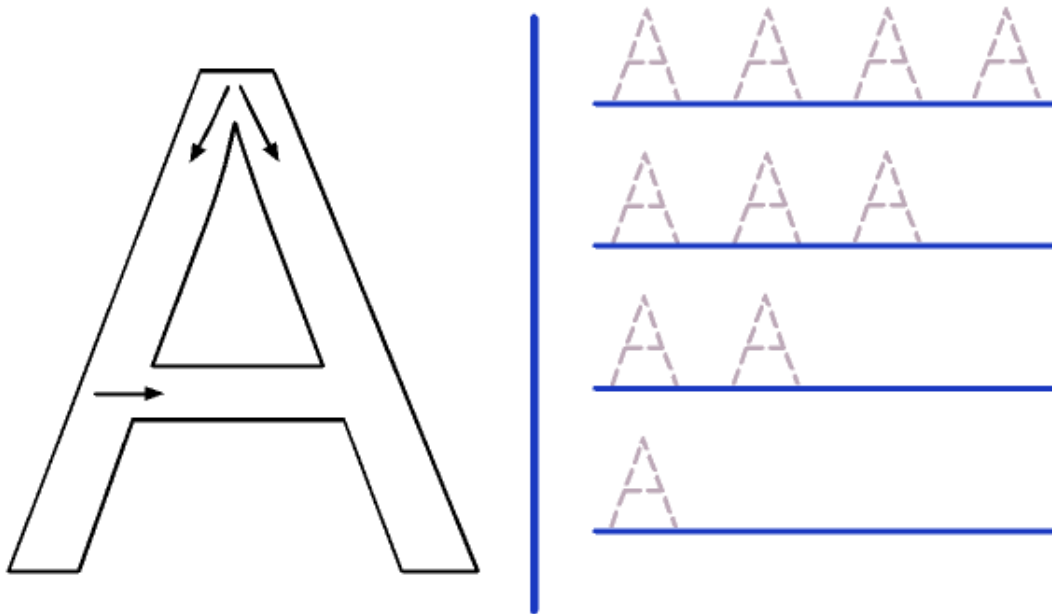
Material complementario

Nombre	
Curso	


Objetivo: fomentar la grafomotricidad

Instrucciones: con el dedo sigue las líneas para complementar las vocales.


LETRA A



LETRA B

E E E E E E
E E E E E E
 E E E E E E E
E E E E E E E

LETRA I

I I I I I I I
I I I I I I I
 I I I I I I I
I I I I I I I

LETRA O

Tracing practice for the letter 'O'. The section contains a large outline of the letter 'O' on the left. To its right is a 2x4 grid of smaller outlines of the letter 'O'. Below the large 'O' is a line drawing of a sheep. To the right of the sheep is another 2x4 grid of smaller outlines of the letter 'O'. Below this second grid is a 2x4 grid of dotted outlines of the letter 'O'. A vertical line is positioned on the right side of the entire section.

LETRA U

Tracing practice for the letter 'U'. The section contains a large outline of the letter 'U' on the left. To its right is a 2x4 grid of smaller outlines of the letter 'U'. Below the large 'U' is a line drawing of a unicorn. To the right of the unicorn is another 2x4 grid of smaller outlines of the letter 'U'. Below this second grid is a 2x4 grid of dotted outlines of the letter 'U'.